



Med Rec –Documenting a Home Medication with a Delayed Start

Effective 5/4/2017

Audience: Inpatient Nursing and Providers

This handout outlines the process for providers to document clear patient instructions on the After Visit Summary (AVS) when a home medication has a delayed start that needs to be restarted after discharge. Additional documentation will also be performed by the nurse.

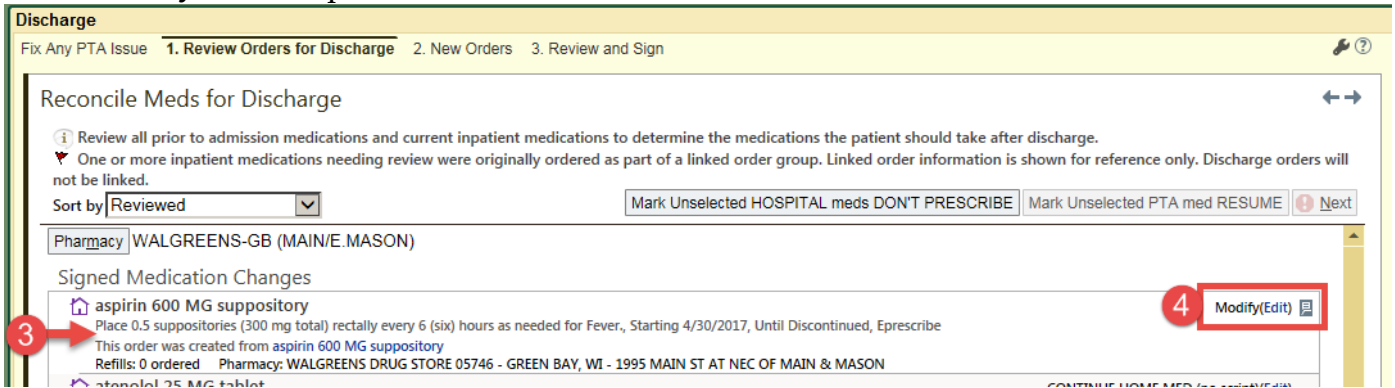
Continuing a Current PTA Medication Post-Discharge with a Delayed Start

If your patient was taking a home medication, which was discontinued during admission, but should be restarted after discharge with a delayed start, the following steps should be taken to clearly document that delay for your patient:

1. After opening your patient's chart, click on the **Discharge** navigator to complete your discharge documentation.
2. Click on **Med Reconciliation**.

Discharge	
Discharge	
	DISCHARGE REQUIRED DOC
	Discharge Req Doc
	DISCHARGE ORDERS
	BestPractice
	Unresulted Labs
	Med Rec Status
2	Med Reconciliation
	Med List
	Cosign Orders
	Manage Orders
	Orders
	PROBLEM LIST DOCUMENTATION
	Select Hosp Service
	Subjective/Objective
	Problem List
	DISCHARGE DOCUMENTATION
	LVSD Assessed
	Follow-Up
	Asthma Action Plan
	Audit Trail
1	Discharge
	Pt Instructions
	Discharge Summary
	AFTER VISIT SUMMARY
	Home Med List

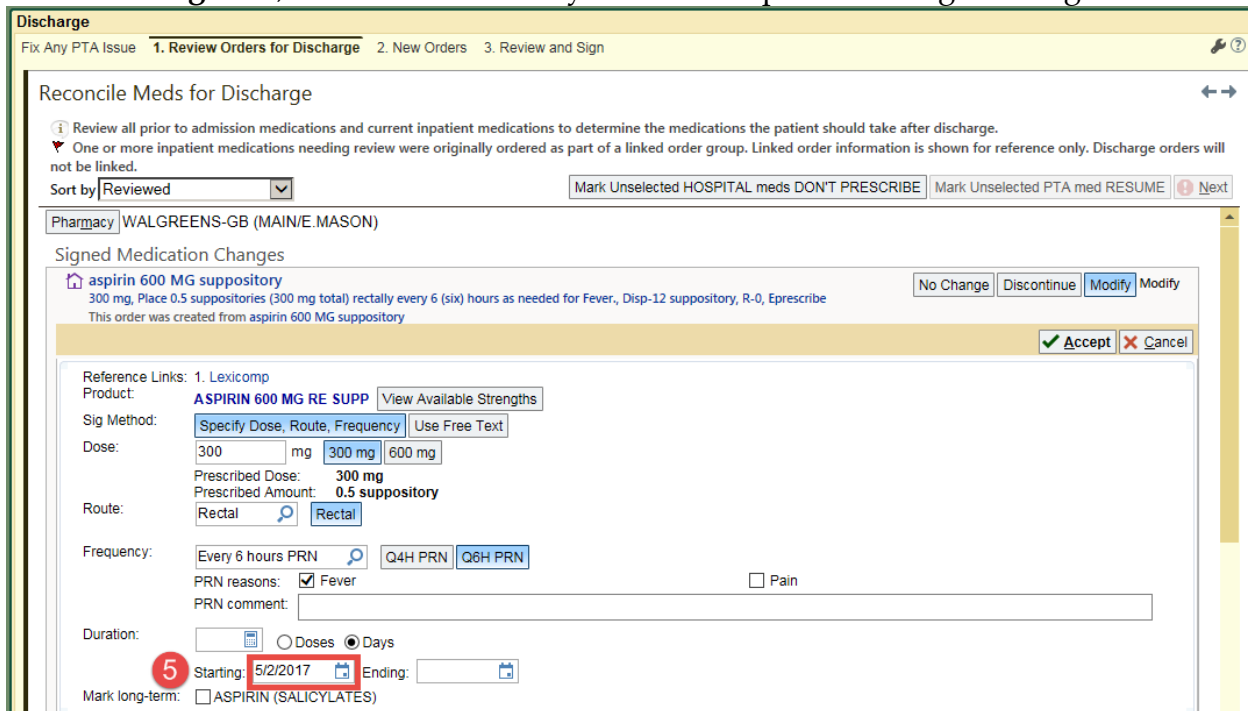
- On the **Review Orders for Discharge** step of med rec, locate the PTA medication you want to delay.
- Click **Modify/Edit** to open the order detail.



Completing the Order Detail Screen

On the order detail screen, document the following updates to the medication:

- In the **Starting** field, enter the start date you want the patient to begin taking the medication.



6. Scroll to the **Class** field on the order detail and change the class from Eprescribe to **Historical Med**.
7. Click **Accept** to save the updates. Complete the discharge med rec and sign all orders.

Discharge

Fix Any PTA Issue 1. Review Orders for Discharge 2. New Orders 3. Review and Sign

Reconcile Meds for Discharge

Review all prior to admission medications and current inpatient medications to determine the medications the patient should take after discharge.
 One or more inpatient medications needing review were originally ordered as part of a linked order group. Linked order information is shown for reference only. Discharge orders will not be linked.

Sort by: Reviewed

Mark Unselected HOSPITAL meds DON'T PRESCRIBE | Mark Unselected PTA med RESUME | Next

Patient Sig: Place 0.5 suppositories (300 mg total) rectally every 6 (six) hours as needed for Fever.

Dispense: 12 suppository Refill: 0 Days/Fill: Full (0 Days) 30 Days 90 Days
 Dispense As Written

Report: **Common sizes:**
 Box: 12 each, 100 each, 1,000 each

Class: 6 Historical Med | Eprescribe | Print | In Clinic Med | Sample | OTC | **Historical Med** | Phone In | No Print

Note to Pharmacy (F6): (300 char max.)
 Refill Route:
 Provider:
 Change Reason:
 Taking:

Additional Order Details

7 Accept Cancel

Adding Documentation to Patient Instructions

Additional documentation can be added to the Pt Instructions section of the discharge navigator. Click on **Pt Instructions** and do the following.

1. Type the instructions in the text box
2. Click **Close**

Discharge

Discharge Readmit Discharge as Deceased

Patient Instructions

References/Attachments: [Go to References/Attachments](#)

Suggested Discharge Instructions:
 ADULT ADVISOR: ALTERNATIVE OR COMPLEMENTARY WAYS TO CONTROL PAIN (ENGLISH)

2 Do not start aspirin suppository until 5/2/2017

Update Reviewed

3 Restore Close F8

Discharge Summary

Create Note Go to Notes Refresh

Result: This documentation will print on the patient's AVS.

Adding Documentation to New Medication Orders

When ordering a new home medication with a delayed start, access the discharge **Med Reconciliation** again and do the following:

1. On the **2. New Orders** tab, enter the medication in the search field that you want ordered. Press **Enter** to search.
2. Locate the medication and click **Accept** to add that order to the order listing.

The screenshot shows the 'Discharge' application window with the '2. New Orders' tab selected. The 'Additional Orders Search' field contains the text 'coumadin'. A search results window titled 'Database Search - Orders, Patti' is open, displaying a list of medications. The row for 'COUMADIN 3 MG OR TABS' is highlighted. The 'Accept' button at the bottom right of the search window is also highlighted.

Code	Name	Generic Name	Formulary	Copay	Coverage	Type
40840153	COUMADIN (aka WARFARIN SODIUM 0.5 MG OF	Warfarin Sodium T				Generic Rx
13620	COUMADIN (aka WARFARIN SODIUM 1 MG OR	Warfarin Sodium T				Generic Rx
40840152	COUMADIN (aka WARFARIN SODIUM 1.25 MG C	Warfarin Sodium				Generic Rx
40840793	COUMADIN (aka WARFARIN SODIUM 1.5 MG OF	Warfarin Sodium T				Generic Rx
10369	COUMADIN (aka WARFARIN SODIUM 10 MG OR	Warfarin Sodium T				Generic Rx
10370	COUMADIN (aka WARFARIN SODIUM 2 MG OR	Warfarin Sodium T				Generic Rx
10371	COUMADIN (aka WARFARIN SODIUM 2.5 MG OF	Warfarin Sodium T				Generic Rx
22927	COUMADIN (aka WARFARIN SODIUM 3 MG OR	Warfarin Sodium T				Generic Rx
25122	COUMADIN (aka WARFARIN SODIUM 4 MG OR	Warfarin Sodium T				Generic Rx
17851	COUMADIN (aka WARFARIN SODIUM 5 MG IV Si	Warfarin Sodium F				Generic Rx
10372	COUMADIN (aka WARFARIN SODIUM 5 MG OR	Warfarin Sodium T				Generic Rx
22928	COUMADIN (aka WARFARIN SODIUM 6 MG OR	Warfarin Sodium T				Generic Rx
10373	COUMADIN (aka WARFARIN SODIUM 7.5 MG OF	Warfarin Sodium T				Generic Rx
2352	COUMADIN 1 MG OR TABS	Warfarin Sodium T				Brand Rx
2353	COUMADIN 10 MG OR TABS	Warfarin Sodium T				Brand Rx
14031	COUMADIN 2 MG OR TABS	Warfarin Sodium T				Brand Rx
2354	COUMADIN 2.5 MG OR TABS	Warfarin Sodium T				Brand Rx
22910	COUMADIN 3 MG OR TABS	Warfarin Sodium T				Brand Rx
13683	COUMADIN 4 MG OR TABS	Warfarin Sodium T				Brand Rx
17853	COUMADIN 5 MG IV SOLR	Warfarin Sodium F				Brand Rx
2355	COUMADIN 5 MG OR TABS	Warfarin Sodium T				Brand Rx
22911	COUMADIN 6 MG OR TABS	Warfarin Sodium T				Brand Rx

Click on the detail of the medication to open the order detail. Make the following changes:

3. Change the **Starting**: date to the date you want the medication to start being taken
4. Leave the **Class** as Eprescribe so the prescription is automatically sent to the pharmacy
5. Click **Accept** to save the order

Discharge
Fix Any PTA Issue 1. Review Orders for Discharge 2. **New Orders** 3. Review and Sign

Additional Inpatient Orders

Additional Discharge Orders

No Phase of Care

warfarin (COUMADIN) 3 MG tablet Accept Cancel

3 mg, Take 1 tablet (3 mg total) by mouth daily., Disp-90 tablet, R-3, Eprescribe

Reference Links: 1. Lexicomp
Product: **WARFARIN SODIUM 3 MG OR TABS**

Sig Method:

Dose: 3 mg

Prescribed Dose: 3 mg
Prescribed Amount: 1 tablet

Route:

Frequency:

Duration: 365 Days

Starting: WARFARIN SODIUM

Patient Sig:

Dispense: 90 tablet Refill: 3 Days/Fill:

Total Days Supplied: 360 Days
 Dispense As Written

Class:

Note to Pharmacy (F6): (300 char max.)
Refill Route:
Provider:

Taking:

Additional Order Details

TEST O

Complete the discharge med rec and sign all orders. Additional documentation can be placed in the **Pt Instructions** section as well.

Result: The medication will have the delayed start date and will display in the Home Medication list on the AVS.

? Close X

Cannot print the AVS at this time.

The following information is missing or may need your attention

Reason	Required?
Patient has unacknowledged orders.	Yes
Influenza vaccine assessment not documented.	Yes
The following orders were modified after the AVS was reviewed. Information entered by the nurse has been removed for the following orders: Acknowledge	No
1) aspirin 600 MG suppository	

AVS

Allergies as of 4/28/2017
No Known Allergies

Future Appointments

Future Orders	Complete By	Expires
CARDIAC REHAB EVALUATION (PHASE II) Additional Info:	As directed	2/6/2018

Home Medication List

START taking these medications

	Details
atenolol 25 MG tablet Commonly known as: TENORMIN	Take 1 tablet (25 mg total) by mouth daily.
warfarin 3 MG tablet Commonly known as: COUMADIN Start taking on: 5/3/2017	Take 1 tablet (3 mg total) by mouth daily.

CHANGE how you take these medications

	Details
aspirin 600 MG suppository Start taking on: 4/30/2017	Place 0.5 suppositories (300 mg total) rectally every 6 (six) hours as needed for Fever. What changed: how much to take

CONTINUE taking these medications

	Details
Calcium Carbonate Antacid 1000 MG Chew	Chew 1 tablet by mouth 2 (two) times daily.
vitamin D 400 UNIT tablet	Take 400 Units by mouth daily.

And this will also appear in the Patient Instructions section:

Cannot print the AVS at this time.

The following information is missing or may need your attention

Reason	Required?
Patient has unacknowledged orders.	Yes
Influenza vaccine assessment not documented.	Yes
The following orders were modified after the AVS was reviewed. Information entered by the nurse has been removed for the following orders: Acknowledge	No
1) aspirin 600 MG suppository	

AVS

...activation and the ability to communicate with your device from any computer, 24 hours a day.

If you are not signed up, please go to HSHSMYHealthRecord.com, click on the Activate Account button. Enter your social security number, date of birth and the following code:

Z7XCJ-5ZRFY
Expires: 7/26/2017 8:43 AM

Home Medication List

TAKE these medications

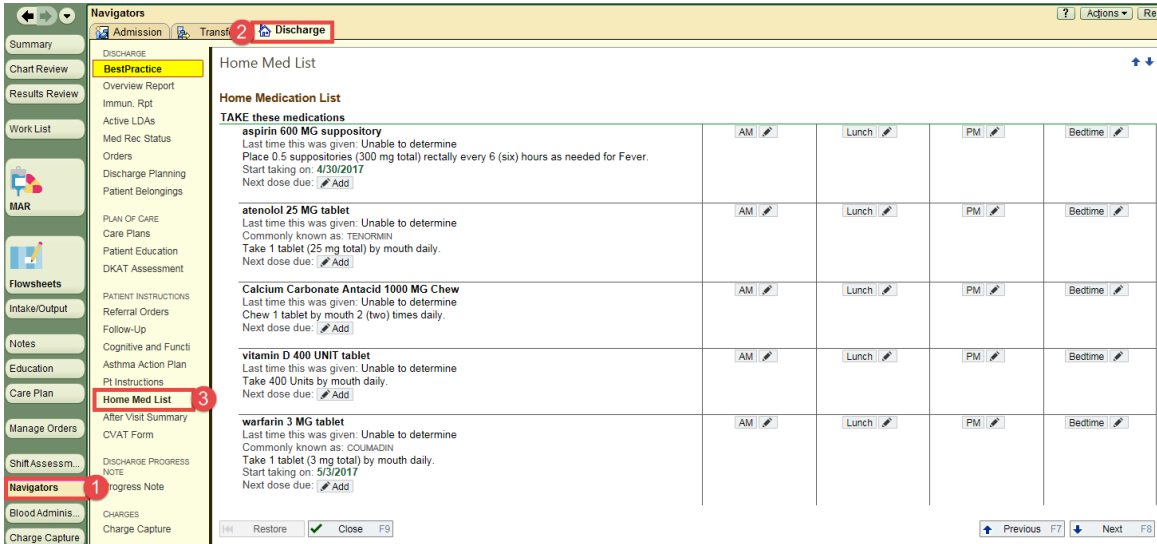
	AM	Lunch	PM	Bedtime
aspirin 600 MG suppository Place 0.5 suppositories (300 mg total) rectally every 6 (six) hours as needed for Fever. Start taking on: 4/30/2017				
atenolol 25 MG tablet Commonly known as: TENORMIN Take 1 tablet (25 mg total) by mouth daily.				
Calcium Carbonate Antacid 1000 MG Chew Chew 1 tablet by mouth 2 (two) times daily.				
vitamin D 400 UNIT tablet Take 400 Units by mouth daily.				
warfarin 3 MG tablet Commonly known as: COUMADIN Take 1 tablet (3 mg total) by mouth daily. Start taking on: 5/3/2017				

Patient Instructions
Do not start aspirin suppository until 5/2/2017

Nursing - Adding Documentation On Home Med List


Nursing can also add additional documentation on the Home Med List for the patient to call out medication delays. To create the documentation:

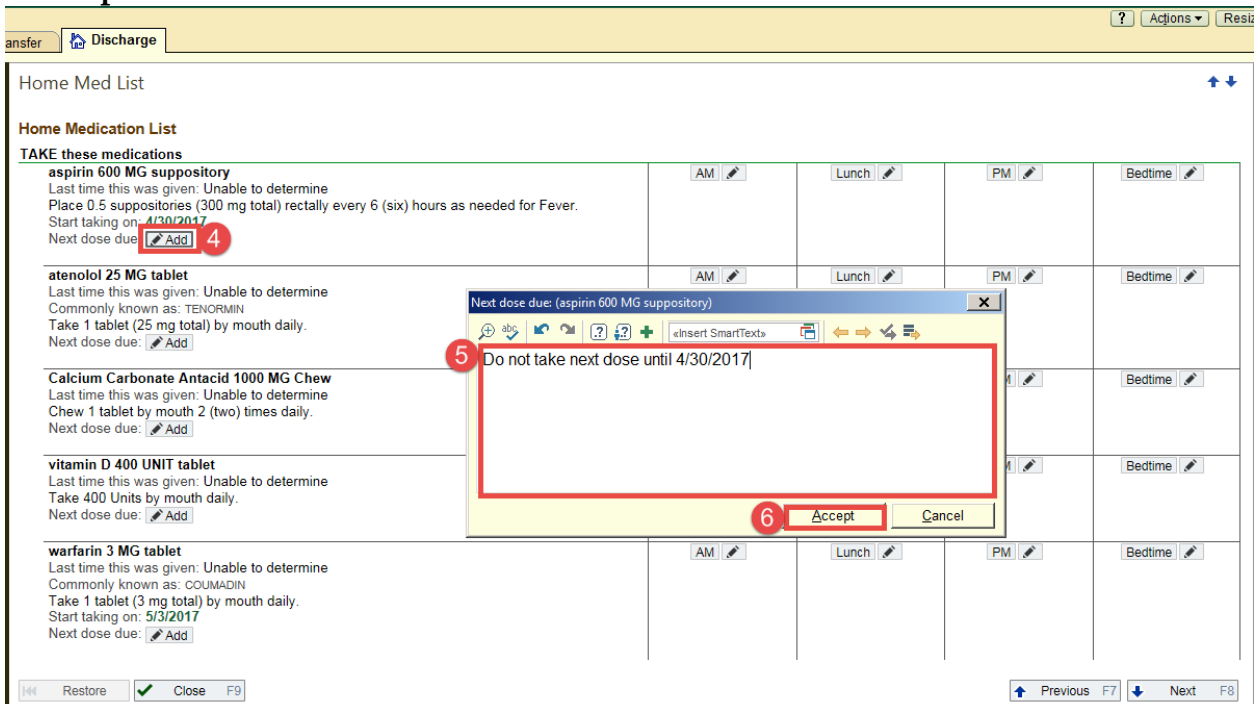
1. Click on **Navigators**.
2. Click on the **Discharge** tab.
3. Click on **Home Med List**.



Result: The Home Med List displays

To document additional instructions on the delayed medications, do the following:

4. Locate the medication on the Home Medication List and click the **Add icon**  to document when the next dose is due.
5. Enter in the text field documentation when the dose is due.
6. Click **Accept** to add it to the Home Medication List.



Result: The documentation will display on the patient's Home Med List on the AVS.

? Close X

Cannot print the AVS at this time.

The following information is missing or may need your attention

Reason	Required?
Patient has unacknowledged orders.	Yes
Influenza vaccine assessment not documented.	Yes

AVS

the ability to communicate with your doctor from any computer, 24 hours a day.

If you are not signed up, please go to HSHSMYHealthRecord.com, click on the Activate Account button. Enter your social security number, date of birth and the following code:

Z7XCJ-5ZRFY
Expires: 7/26/2017 8:43 AM

Home Medication List

TAKE these medications	AM	Lunch	PM	Bedtime
<p>aspirin 600 MG suppository Place 0.5 suppositories (300 mg total) rectally every 6 (six) hours as needed for Fever. <small>Start taking on: 4/30/2017</small></p> <p style="border: 2px solid red; padding: 2px;">Next dose due: Do not take next dose until 4/30/2017</p>				
<p>atenolol 25 MG tablet Commonly known as: TENORMIN Take 1 tablet (25 mg total) by mouth daily.</p>				
<p>Calcium Carbonate Antacid 1000 MG Chew Chew 1 tablet by mouth 2 (two) times daily.</p>				
<p>vitamin D 400 UNIT tablet Take 400 Units by mouth daily.</p>				
<p>warfarin 3 MG tablet Commonly known as: COUMADIN Take 1 tablet (3 mg total) by mouth daily. <small>Start taking on: 5/3/2017</small></p>				